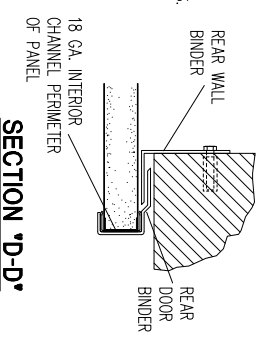


**SAINO SERIES 3000**  
**SAINO SERIES 4000, 250° F. TEMP. RISE**  
 AUTOMATIC DOOR WITH F1900 OPERATOR  
 U.L. LABELED MODULAR DOORS

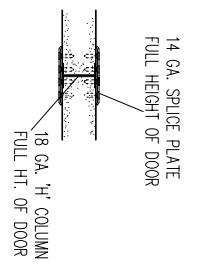
**NOTES**

- BINDERS ARE ATTACHED TO OPENING WITH 3/8" x 1" THREADCUTTING SCREWS FOR STEEL JAMBS OR 3/8" WEDGE ANCHORS FOR MASONRY JAMBS.
- CONTROL BOX MAY BE LOCATED AT EYE LEVEL FOR ACCESSIBILITY.

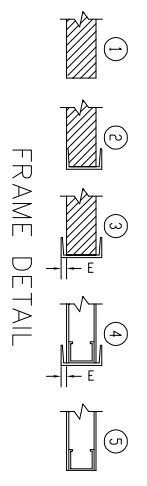
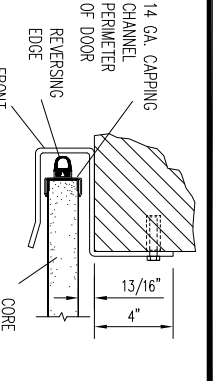
RIGHT HAND SLIDE SHOWN  
 LEFT HAND SLIDE OPPOSITE



**SECTION 'C-C'**



**SECTION 'B-B'**



TAG MARK	DOOR TYPE	OPENING		SLIDE PLAN	FINISH DOOR		NO. OF PANELS	WALL THICKNESS	FRAME DETAIL	E	OPERATOR	NEMA	CLEARANCE REQ'D			U.L. LABEL	CRUSH PLATES	TRACK-HOOD	WEATHER-STRIPPING	LOCKING SYSTEM	REMARKS
		WIDTH	HEIGHT		WIDTH	HEIGHT							QLOS. SIDE	OPNG. SIDE	HEAD						

**Chase Doors**

Tel: (800) 543-4455  
 www.chasedoors.com  
 FAX: (800) 978-6570

JOB \_\_\_\_\_

SOLD TO \_\_\_\_\_

CUSTOMER NO: \_\_\_\_\_

CHASE ORDER NO: \_\_\_\_\_

DRAWN BY: \_\_\_\_\_

SHEET \_\_\_\_\_ OF \_\_\_\_\_

NO. PRINTS \_\_\_\_\_

FOR \_\_\_\_\_

DATE \_\_\_\_\_

REVISED \_\_\_\_\_